



BUSINESS CONNECTIONS

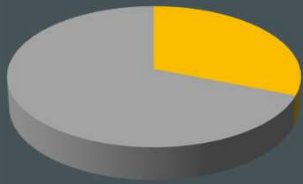
VIRGINIA COMMONWEALTH UNIVERSITY

PERSONS SERVED

2017-2018

Gender

- Female: 31%
- Male: 69%



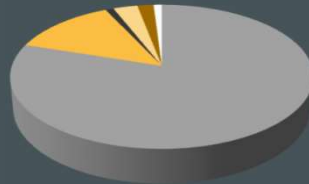
Ethnicity

- African American: 39%
- Asian American: 4%
- Caucasian: 55%
- Hispanic: 2%



Age

- 18-29: 80%
- 30-39: 13%
- 40-49: 1%
- 50-59: 3%
- 60-69: 2%
- 70+: 1%



Primary Disability

Many persons served have secondary & tertiary barriers to employment.

- Autism: 49%
- Cerebral Palsy: 3%
- Mental Illness: 2%
- Visually Impaired: 2%
- Other: 5%
- Intellectual Disabilities: 32%
- Tramatic Brain Injury: 3%
- Hearing Impaired: 2%
- Physical Impairment: 2%



STAKEHOLDER SATISFACTION

Persons Served

Based on Survey Responses from Persons Served May 2017

- Convenient & Timely Service – 96%
- Informed Choice – 100%
- Communication – 100%
- Employment Outcomes:
Job: 89% Hours 85% Pay: 92%
- Overall Satisfaction – 100%

In response to “What do you like most about your job?”:

- “My Co-workers”
- “Meeting New People”
- “To be Helpful & Creative”
- “Everything”

Business Partners

Based on Survey Responses from Employers of Persons Served July 2017

- Communication – 91.67%
- Job Coach Impact on Success – 100%
- Overall Satisfaction – 100%

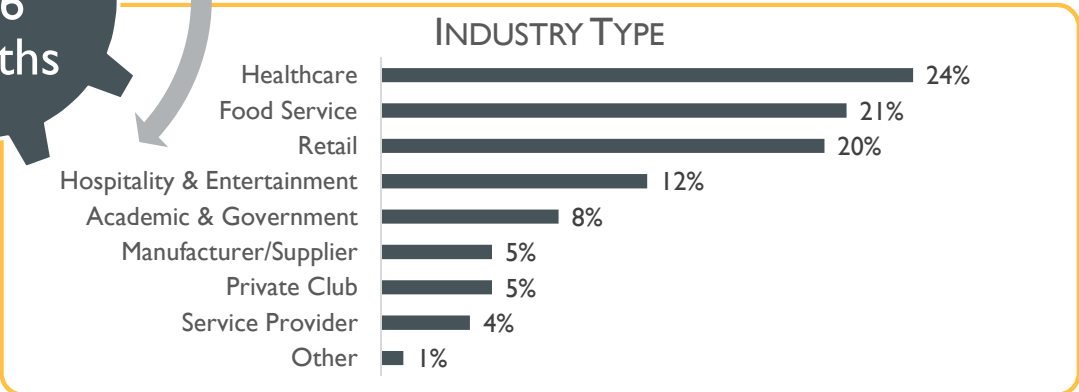
“I love this program! Hiring people with disabilities has brought joy to each department that has become involved. Employees throughout the company look forward to working with these people every year. The people we have hired with disabilities are very reliable and focused.”

EMPLOYMENT OUTCOMES

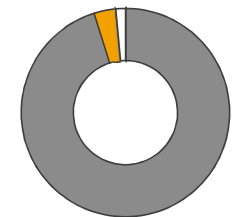
2017-2018



- All persons served received individualized job coaching services
- Competitive Job Placements increased 13% from prior year
- All placements were paid a competitive wage of minimum wage or higher
 - The majority of persons served worked part-time (30 hours or less)
 - 87% of persons served held employment for a continuous year or longer



SERVICE TYPE PROVIDED



- Supported Employment
- Customized Employment
- Discovery & Assessment Only

Leadership Team: Valerie Brooke, Director | Rachael Rounds, Program Manager | Jan Smith, Financial Manager | Katie Thompson, Program Support